


# SMOKER CRAFT

FISHING

05



## THREE GENERATIONS AND COUNTING....

Welcome to the 2005 lineup of Smoker Craft fishing boats. In these pages, you'll see the product of our family's years of experience on the water — listening to you, our customers. Hearing what you want in a fishing boat. Learning the things that are important to you and your family. Discovering the things that make every experience on the water a little richer. The boats you'll see here are born of three of our family's highest priorities. The creation of an industry-leading design and development team. A steadfast commitment to quality materials and construction methods. And a firm belief that a great boat should be well within the reach of everyone who loves the water. So grab your tackle box, and let's go fishing. Because no matter where you drop your line, our family will stand beside yours — for generations to come.



Pictured left to right:

Barney Smoker (Founder)

Phil Smoker (Inside Sales Manager, Grandson)

Doug Smoker (Vice President, Son)

Tim Smoker (Grandson)

### Table of Contents:

Yukon/Millentia	8
Ultima	10
Pro Angler/Stiletto	12
Cobra	14
Stinger/Resorter	16
Pro Mag/Big Fisherman	18
Super Fisherman/Voyager	20
Canadian/Sportsman	20
Standards & Options	22
Accessories	26



# SMOKER CRAFT

## 2005 FISHING

### THE SMOKER CRAFT ADVANTAGES

#### **AT SMOKER CRAFT, VERSATILITY COMES STANDARD.**

When you purchase a Smoker Craft, you're getting a boat that's designed to give you more options and more flexibility to do the things you love. Like taking your son out fishing in the morning, then heading out for an afternoon of tubing, and finishing the day with a family cruise. That's why you'll find more models with conveniences like snap-in carpet and optional ski tows — to make it easier than ever to convert from fishing to family fun. We've also developed more innovative seating options, with platforms in both the bow and stern that easily fold into seats that are more comfortable than ever. Yes, we've got the fishing boat of your dreams — plus something for everyone.






## LOOK GOOD. FEEL GOOD.

This year, we've refined our seats to be among the most comfortable you'll find anywhere, with full plastic cores for superior durability. Plus, you'll notice that when it comes to color, everything matches — from the paint, to the upholstery, to the new powder coated seat bases. In short, these boats will get you noticed.

## WHERE SAFETY COMES FIRST.

As you take a closer look at this year's lineup, you'll see that countless details combine to make our boats the safest and most reliable you'll find anywhere. This year, our full-featured boats are fitted with heavy-duty pull-up or flip-up cleats. You'll also find bigger decks and deeper freeboards on many models — to keep your family safer in bigger water or rougher conditions.



## A COMMITMENT TO QUALITY. FROM OUR FAMILY TO YOURS.


When you get a Smoker Craft, you can be sure you're getting a well-designed boat that's built with outstanding materials and state-of-the-art production. Whether it's our quick planing performance, large open bows, smoother ride or industry-leading warranties — you can see here just how it's done. Because to us, there's no mystery to building great boats. It's the sum of every superior detail.

### THE FLOW RITE LIVEWELL SYSTEM:


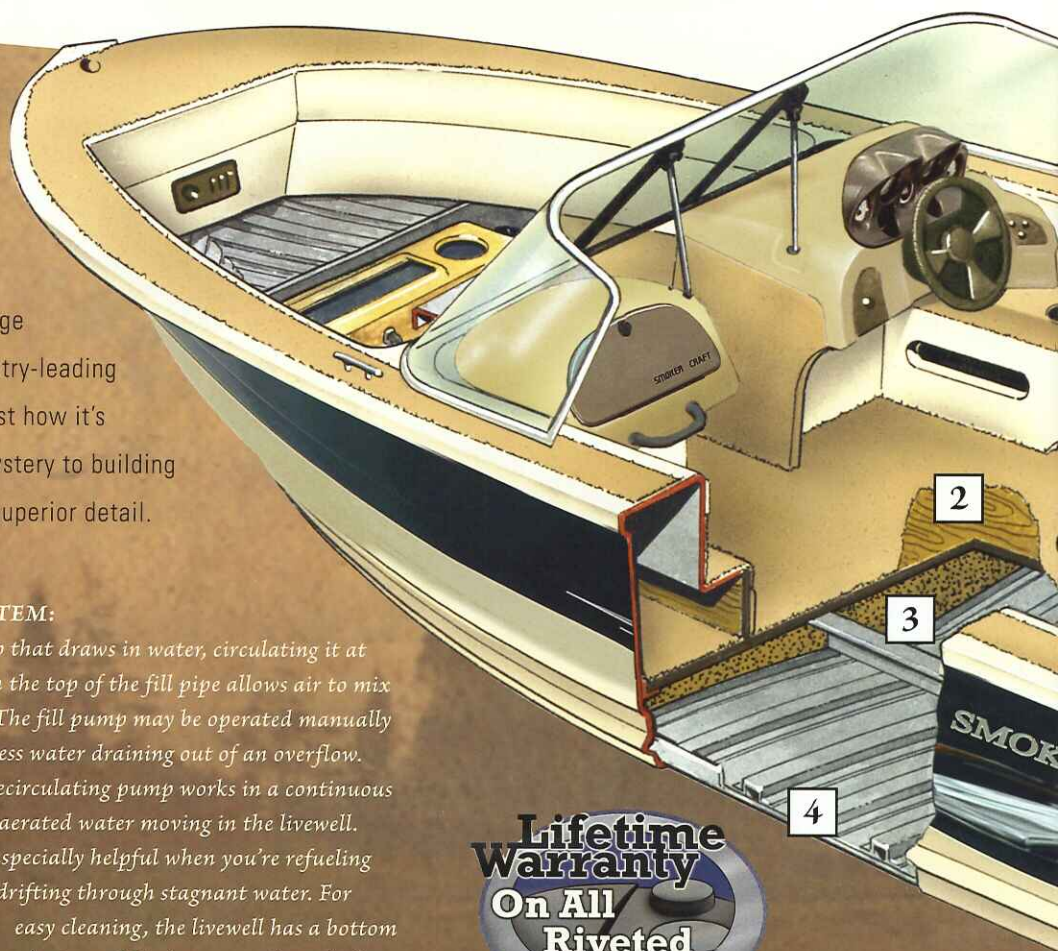
This clever design features a fill pump that draws in water, circulating it at the bottom of the tank. An air hole in the top of the fill pipe allows air to mix with the water, keeping fish healthy. The fill pump may be operated manually or on a timer with excess water draining out of an overflow.

Plus, a separate recirculating pump works in a continuous loop to keep aerated water moving in the livewell.

This is especially helpful when you're refueling or drifting through stagnant water. For easy cleaning, the livewell has a bottom drain, and the hose runs through the transom, not the floor.



Lifetime  
Warranty  
On All  
Riveted  
Seams



### 5-KEEL CONSTRUCTION:

Once you've experienced the unmatched stability and handling of five external keels, you'll know why they're so important. The keels also protect your boat from objects beneath the surface, as well as from the wear-and-tear of trailering.



THEIRS: DOUBLE PLATED



**A.I.R.S. RIB SYSTEM**

The choice is clear! Our exclusive Advanced Integrated Rib System utilizes hand-fitted, hat-shaped ribs for superior longitudinal strength and rigidity that simply outperform our competitors' double-plated aluminum.



**CONSTRUCTION FEATURES**

**1. CARPET**

Your whole family can rely on the durability of our premium grade, 100% UV stabilized marine carpet, with a 5-year warranty.

**2. XL PLYWOOD FLOORS**

Our floors carry a lifetime warranty, thanks to our specially treated XL plywood that's guaranteed not to warp or rot.

**3. URETHANE FOAM**

One step aboard, and you'll notice the strength and solid support of the floor. That's because we fill every cavity with gasoline-resistant urethane foam to eliminate water pockets and give your boat maximum buoyancy and a quieter ride.

**4. STRENGTH**

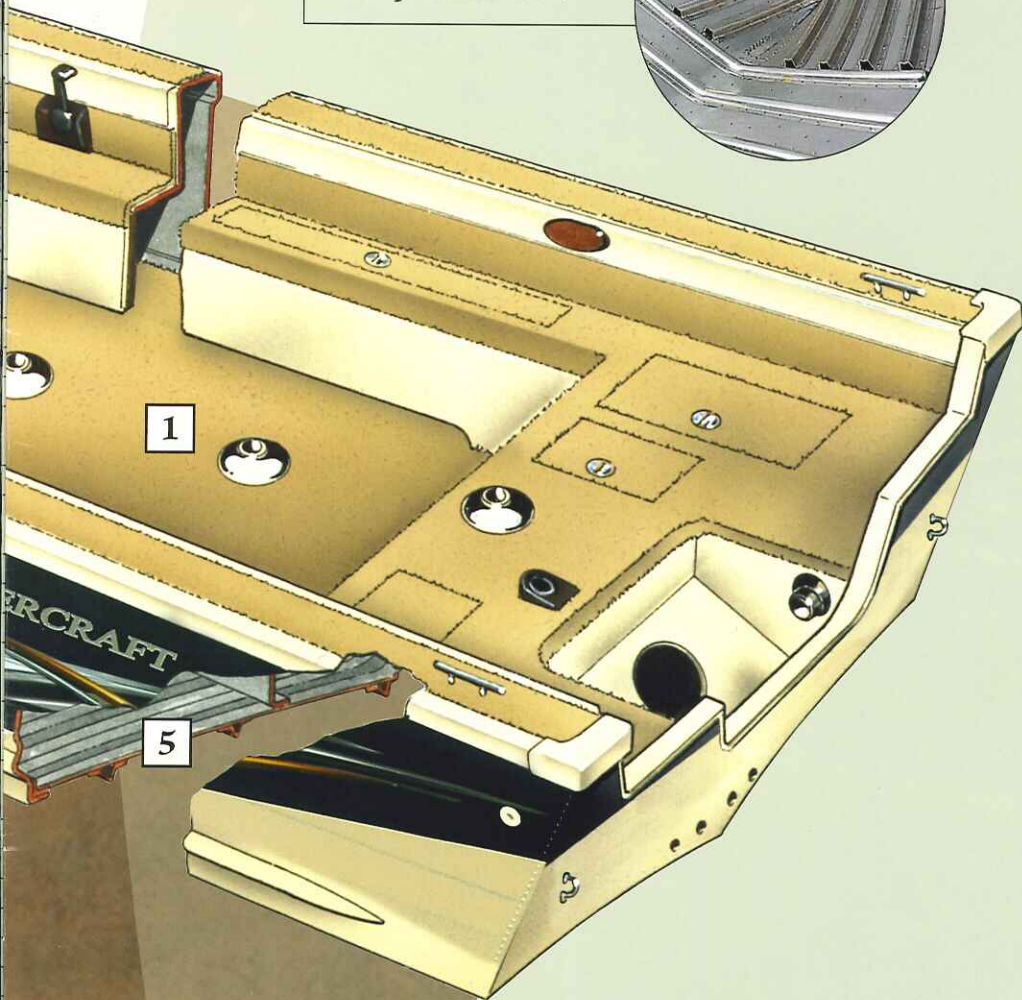
Peel back the layers, and you'll see our recipe for a stronger boat. It includes a .125 one-piece bottom, with .125 gauge hand-fitted ribs on 10" centers — the type of construction you'll find on many of our boats. Combine this lateral strength with five keels running longitudinally, and you get superior impact resistance and improved lift, handling, bottom support and protection.

**5. 5-Keel Construction**

Once you've experienced the unmatched stability and handling of five external keels, you'll know why they're so important. The keels also protect your boat from objects beneath the surface, as well as from the wear-and-tear of trailering.

**RAKED BACK BOW**

This innovative bow design features an integrated spray rail and gives you not only a smoother, drier ride — but also more room in the bow up above. The .125 one-piece bottom and double riveted seams combine to give the bow its unmatched strength.



**THE HYDRA-LIFT HULL:**

You'll have superior acceleration and control thanks to this exclusive specialized reverse chine design. It keeps the bow down as you accelerate, getting you out of the hole faster.



# SMOKER CRAFT 2005 FISHING

YUKON: 192 / MILLENTIA: 192, 172, 171, 162, 161

## THIS YEAR, WE'RE TAKING IT TO EXTREMES.

Introducing the all-new awe-inspiring Yukon. Like our popular Millentia lineup, it's loaded with tournament-ready fishing features. And for those who like to take on more rugged conditions, it ramps things up — with mega-storage and livewells, reinforcements for downriggers and larger casting platforms. Our exclusive Hydra-Lift Rolled V-hull (on both the Yukon and Millentia series) gets you out of the hole and on plane quickly and gives you the smoothest, driest ride in its class.

### FEATURES OF THE YUKON & MILLENTIA:

#### 1. DRIVER'S CONSOLE:

On the Millentia console, you'll find easy-to-read deluxe gauges and easy-to-reach switches and circuit breakers. It's ergonomic thinking at its best.

#### 2. STORAGE:

Keep your clothes, watches and other belongings dry in our under-console storage areas (2 on the Yukon).

#### 3. ROD STORAGE:

The Yukon's large center rod storage area holds up to 8 rods and even has room for removable tackle trays.

#### 4. TROLLING MOTOR PANEL:

Everything's close at hand on the Millentia's trolling motor panel with bow courtesy light, battery check gauge and motor tilt switch.

#### 5. LIVEWELL:

Your catch stays fresh inside the Yukon's big 36 gallon stern livewell. It's lighted, aerated, recirculating and timed.

192  
SMOKER CRAFT  
S  
FIRST FAMILY OF BOATS  
192 YUKON



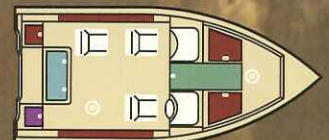



**MERCURY**  
#1 On The Water

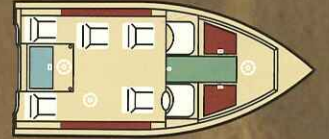
**Lifetime  
Warranty**  
On All  
Riveted  
Seams



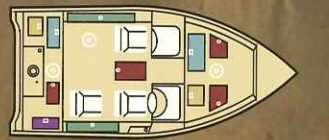
172 MILLENTIA



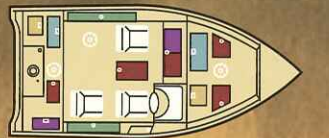
192 YUKON



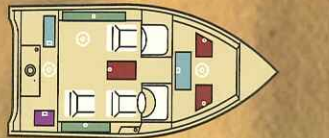
192 MILLENTIA



172 MILLENTIA



171 MILLENTIA



162 MILLENTIA



161 MILLENTIA



**SPECIFICATIONS**

	MILLENTIA					
	192 YUKON	192	172	171	162	161
Length	18' 10"	18' 10"	17' 2"	17' 2"	16' 0"	16' 0"
Beam	96"	96"	91"	91"	87"	87"
Depth	38"	38"	36"	36"	37"	37"
Interior Depth	27"	27"	26"	26"	24"	24"
Transom Width	96"	96"	88"	88"	81"	81"
Transom Height	XLS	XLS	LS	LS	LS	LS
Dry Weight (Lbs.)	1450	1450	1260	1230	975	945
Maximum Persons	8	8	5	5	5	5
Maximum Cap. (Lbs.)	1750	1750	1400	1400	1450	1450
Maximum H.P.	175	175	125	125	90	90
Fuel Capacity (Gal.)	40	40	24	24	24	24
Bottom Gauge	.125	.125	.100	.100	.100	.100
Side Gauge	.086	.086	.086	.086	.076	.076
Rib Gauge	.125	.125	.100	.100	.100	.100

All boats using OBs greater than 125 H.P. should have dual or hydraulic steering.

**SMOKER CRAFT**  
**2005 FISHING**

ULTIMA: 192, 172

**A GREAT FISHING BOAT.  
AND SO MUCH MORE.**

Think a fishing boat can't deliver a great time for the whole family? Think Ultima. The redesigned 192 is a phenomenal boat for serious anglers, with reinforcements for downriggers, large livewells, lighted rod storage and a 40 gallon fuel tank. And, thanks to features like snap-in carpet and a unique fold-up walk-in bow design, it can quickly turn around for a great time on the water with family and friends.

**FEATURES OF THE ULTIMA:**

- 1. FISHING SEATS:**  
*Our newly designed fishing seats feature a full plastic core and pinch-proof hinges. With three seats and six bases, there's plenty of room for everyone to fish comfortably.*
- 2. STERN SEATS:**  
*Comfortable flip-up stern seats, both port and starboard, give you extra room for family outings.*
- 3. SKI TOW:**  
*This optional ski tow adds excitement to your favorite tow sports and is easily removed and stowed away.*



192  
SMOKER CRAFT  
S  
FIRST FAMILY OF BOATS  
ULTIMA



**Lifetime  
Warranty**  
On All  
Riveted  
Seams



192 ULTIMA

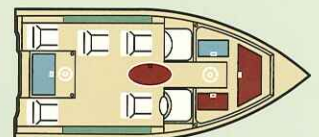


**MERCURY**  
#1 On The Water

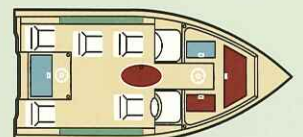
**SPECIFICATIONS**

	192 ULTIMA	172 ULTIMA
Length	18' 10"	17' 2"
Beam	96"	91"
Depth	38"	36"
Interior Depth	27"	26"
Transom Width	96"	88"
Transom Height	XLS	LS
Dry Weight (Lbs.)	1450	1260
Maximum Persons	8	5
Maximum Cap. (Lbs.)	1750	1400
Maximum H.P.	175	125
Fuel Capacity (Gal.)	40	24
Bottom Gauge	.125	.100
Side Gauge	.086	.086
Rib Gauge	.125	.100

All boats using OBs greater than 125 H.P. should have dual or hydraulic steering.



192 ULTIMA



172 ULTIMA



# SMOKER CRAFT 2005 FISHING

PRO ANGLER: 172, 171 / STILETTO: 162, 161

## THIS IS THE REASON FOR WEEKENDS.

If you're an "every chance you get" fisherman, then these boats are designed for you. The Pro Angler and Stiletto series both offer premium fishing features at a tremendous value. You'll enjoy the remarkable, top-of-the-line performance of our exclusive Hydra-Lift Rolled V-hull with five keels. And you'll love the roomy floorplans with large bow and stern casting platforms — whether you're enjoying a quiet trip alone or out coaching the next generation.

**MERCURY**  
"1 On The Water"

Lifetime  
Warranty  
On All  
Riveted  
Seams





171 PRO ANGLER



**FEATURES OF THE PRO ANGLER & STILETTO:**

**1. ROD STORAGE:**

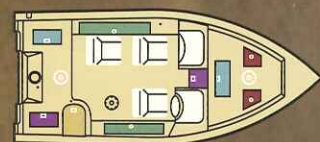
You'll enjoy the convenience of roomy rod storage, both port and starboard.

**2. PULL-UP CLEATS:**

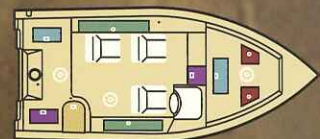
The Pro Angler features our exclusive new side pull-up cleat design.

**3. PRO ANGLER TROLLING MOTOR PANEL:**

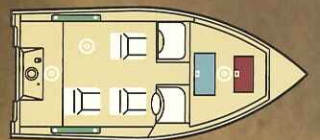
This convenient trolling motor panel comes standard, as does a motor tilt switch.



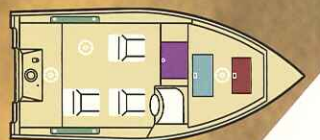
172 PRO ANGLER



171 PRO ANGLER



162 STILETTO



161 STILETTO



**SPECIFICATIONS**

	PRO ANGLER		STILETTO	
	172	171	162	161
Length	16' 8"	16' 8"	16' 0"	16' 0"
Beam	92"	92"	87"	87"
Depth	34"	34"	37"	37"
Interior Depth	24"	24"	24"	24"
Transom Width	91"	91"	81"	81"
Transom Height	LS	LS	LS	LS
Dry Weight (Lbs.)	1200	1160	960	930
Maximum Persons	5	5	5	5
Maximum Cap. (Lbs.)	1400	1400	1450	1450
Maximum H.P.	125	125	90	90
Fuel Capacity (Gal.)	24	24	24	24
Bottom Gauge	.100	.100	.100	.100
Side Gauge	.076	.076	.076	.076
Rib Gauge	.100	.100	.100	.100

All boats using OBs greater than 125 H.P. should have dual or hydraulic steering.

**SMOKER CRAFT**  
**2005 FISHING**

COBRA: 206, 180

**NOW YOU'RE READY FOR ANYTHING.**

If you have your heart set on a professional, tournament-ready boat, take a closer look at the Cobra. This fiberglass series gives you a rugged hull that's designed to let you take on rough water at high speeds, for the edge you need to be the first one to the fish. And, when it's time to take the whole family out for a cruise, you'll appreciate the added comfort of removable stern jump seats.

**MERCURY**  
"1 On The Water"

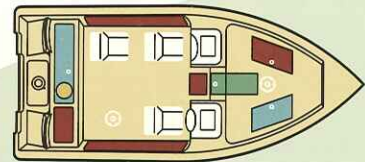
206 COBRA



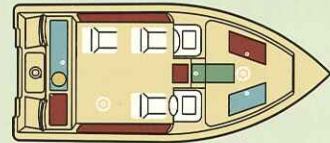
## SPECIFICATIONS

	206 COBRA	180 COBRA
Length	20' 6"	18' 0"
Beam	96"	96"
Depth	39"	39"
Interior Depth	29"	29"
Transom Width	92"	92"
Transom Height	XLS	XLS
Dry Weight (Lbs.)	1960	1763
Maximum Persons	6	6
Maximum Cap. (Lbs.)	2050	1950
Maximum H.P.	225	175
Fuel Capacity (Gal.)	50	37


All boats using OBs greater than 125 H.P. should have dual or hydraulic steering.



206 COBRA



180 COBRA



206 COBRA

### FEATURES OF THE COBRA:

#### 1. DRIVER'S CONSOLE:

This one-of-a-kind console features a silver metallic dash with lighted toggle switches and a custom wheel with hydraulic tilt steering.

#### 2. STERN LIVEWELL:

This trophy-sized 39 gallon stern livewell is 60" long and includes an aerated removable bait bucket.

#### 3. TACKLE BOX:

A recessed three-tray tackle box is conveniently

located in the bow to help you keep everything neatly organized.

#### 4. BOW PANEL:

The bow panel houses the trolling motor plug, main motor trim switch, bow livewell controls and light switches.

#### 5. STORAGE:

You'll appreciate the large lighted central rod locker with eight rod tubes, as well as added storage under the bow casting deck.



1



4



2



3



5

# SMOKER CRAFT

## 2005 FISHING

STINGER: 162, 161, 160 / RESORTER: 151

### MORE BOAT FOR THE BUCK.

You're looking at the very best value packages on the water — the Stinger series and the all-new 15' Resorter. Take a closer look at all they have to offer, and you'll see our commitment to giving you more boat for your money. From larger livewells, to roomier storage spaces, to deluxe consoles — we give you more reasons to join the Smoker Craft family.

#### FEATURES OF THE STINGER & RESORTER:

**1. DRIVER'S CONSOLE:**

*You'll enjoy the attractive Stinger console with well-organized dash and comfortable steering wheel, shown here with the optional windscreen.*

**2. LIVEWELL:**


*The 151 Resorter features an impressive 25 gallon port livewell to get everyone's catch home safely.*

**3. CLEATS:**

*The 162 and 161 Stinger models give you the convenience of four 4-1/2" cleats.*

**4. RESORTER BOW STORAGE:**

*You'll love having this enormous in-floor bow storage compartment, for all the day's gear.*



RESORTER



151





161 STINGER



1



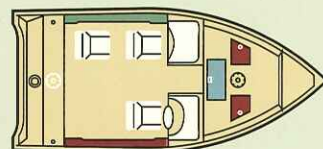
2



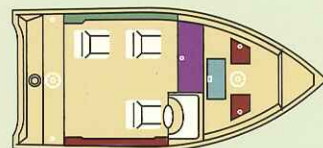
3



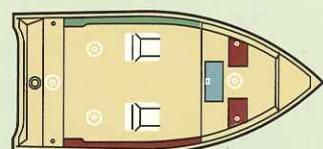
4



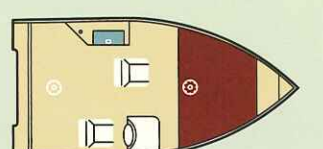
162 STINGER



161 STINGER



160 STINGER



151 RESORTER



**Lifetime  
Warranty**  
On All  
Riveted  
Seams

**MERCURY**  
"1 On The Water"

**SPECIFICATIONS**

	STINGER			RESORTER
	162	161	160	151
Length	16' 0"	16' 0"	16' 0"	15' 5"
Beam	81"	81"	81"	72"
Depth	33"	33"	33"	32"
Interior Depth	25"	25"	25"	21"
Transom Width	74"	74"	74"	61"
Transom Height	LS	LS	LS	LS
Dry Weight (Lbs.)	660	600	540	540
Maximum Persons	5	5	5	4
Maximum Cap. (Lbs.)	1200	1200	1200	1000
Maximum H.P.	60	60	65	40
Fuel Capacity (Gal.)	16	16	16	N/A
Bottom Gauge	.100	.100	.100	.070
Side Gauge	.064	.064	.064	.060
Rib Gauge	.070	.070	.070	.070


# SMOKER CRAFT

## 2005 FISHING

PRO MAG: 168, 140 / BIG FISHERMAN: 16, 14

### STANDING BEHIND EVERY BOAT WE BUILD.

You can count on Smoker Craft to give you a wide selection of well-built utility boats. The Pro Mag models feature two plush seats and three seat bases, as well as a lockable glove box and plenty of storage space. Both the Pro Mag and Big Fisherman give you marine grade carpet with a five-year warranty, as well as the backing of a ten-year hull warranty.



# 168 PRO MAG



140 PRO MAG



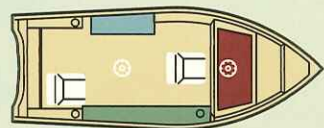
**FEATURES OF THE PRO MAG & BIG FISHERMAN:**

1. **LIVEWELL:**  
On both the Pro Mag and Big Fisherman series, you'll enjoy the convenience of port livewells.
2. **ROD STORAGE:**  
The Pro Mag is equipped with roomy starboard rod storage, to keep your equipment safely stowed while not in use.

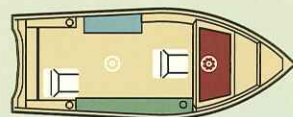


**SPECIFICATIONS**

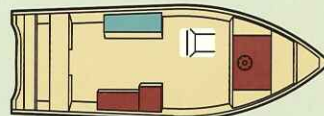
	PRO MAG		BIG FISHERMAN	
	168	140	16	14
Length	16' 10"	14' 5"	16' 5"	14' 2"
Beam	69"	67"	70"	68"
Depth	33"	30"	31"	30"
Interior Depth	22"	19"	22"	22"
Transom Width	59"	59"	63"	60"
Transom Height	LS	LS/SS	LS	LS/SS
Dry Weight (Lbs.)	540	385	420	285
Maximum Persons	5	4	5	4
Maximum Cap. (Lbs.)	1100	975	1100	1100
Maximum H.P.	40	25	40	35
Fuel Capacity (Gal.)	N/A	N/A	N/A	N/A
Bottom Gauge	.064	.064	.064	.064
Side Gauge	.060	.060	.060	.060
Rib Gauge	.064	.064	.064	.064



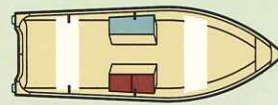
168 PRO MAG



140 PRO MAG



16 BIG FISHERMAN



14 BIG FISHERMAN



# SMOKER CRAFT

## 2005 FISHING

SUPER FISHERMAN: 157 / VOYAGER: 16, 14 / CANADIAN: 14, 12 / SPORTSMAN: 14


### OUT HERE, IT'S PURE SKILL.

For those who only require the basics, we offer the Super Fisherman, Voyager, Canadian and Sportsman series. No matter which you choose, you can rely on the worry-free performance of the aluminum hull with 10-year warranty and the added safety of a non-skid interior.

**MERCURY**  
#1 On The Water




157 SUPER FISHERMAN



16 VOYAGER



14 CANADIAN



14 VOYAGER



12 CANADIAN

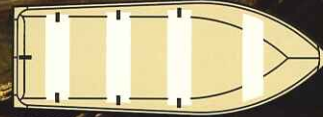


12 SPORTSMAN

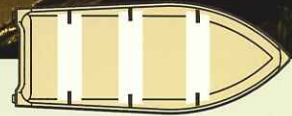
**Lifetime  
Warranty**  
On All  
Riveted  
Seams



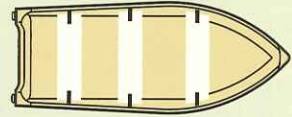
157 SUPER FISHERMAN



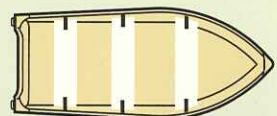
16 VOYAGER



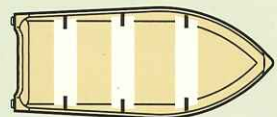
14 VOYAGER



14 CANADIAN



12 CANADIAN



12 SPORTSMAN

**SPECIFICATIONS**

	SUPER FISHERMAN	VOYAGER		CANADIAN		SPORTSMAN
	157	16	14	14	12	12
Length	15' 5"	16' 5"	14' 2"	13' 10"	11' 9"	11' 9"
Beam	72"	70"	68"	59"	56"	52"
Depth	32"	31"	30"	20"	20"	17"
Interior Depth	32"	31"	30"	20"	20"	17"
Transom Width	61"	63"	60"	50"	50"	46"
Transom Height	LS	LS	LS/SS	SS	SS	SS
Dry Weight (Lbs.)	290	350	230	130	112	93
Maximum Persons	4	4	4	4	3	2
Maximum Cap. (Lbs.)	1100	1100	1000	700	600	455
Maximum H.P.	25	40	35	15	10	7.5
Bottom Gauge	.070	.064	.064	.050	.050	.050
Side Gauge	.060	.060	.060	.050	.050	.050
Rib Gauge	.064	.064	.064	.050	.050	.050

# SMOKER CRAFT

## 2005 FISHING

### STANDARDS & OPTIONS

	192 Yukon	192 Millennium	172 Millennium	171 Millennium	162 Millennium	161 Millennium	192 Ultima	172 Ultima	172 Pro Angler	171 Pro Angler	162 Stiletto	161 Stiletto
<b>SPECIFICATIONS</b>												
Length	18' 10"	18' 10"	17' 2"	17' 2"	16' 0"	16' 0"	18' 10"	17' 2"	16' 8"	16' 8"	16' 0"	16' 0"
Beam	96"	96"	91"	91"	87"	87"	96"	91"	92"	92"	87"	87"
Depth	38"	38"	36"	36"	37"	37"	38"	36"	34"	34"	37"	37"
Interior Depth	27"	27"	26"	26"	24"	24"	27"	26"	24"	24"	24"	24"
Transom Width	96"	96"	88"	88"	81"	81"	96"	88"	91"	91"	81"	81"
Transom Height	XLS	XLS	LS	LS	LS	LS	XLS	LS	LS	LS	LS	LS
Dry Weight (Lbs.)	1450	1450	1260	1230	975	945	1450	1260	1200	1160	960	930
Maximum Persons	8	8	5	5	5	5	8	5	5	5	5	5
Maximum Capacity (Lbs.)	1750	1750	1400	1400	1450	1450	1750	1400	1400	1400	1450	1450
Maximum H.P.	175	175	125	125	90	90	175	125	125	125	90	90
Fuel Capacity (Gal.)	40	40	24	24	24	24	40	24	24	24	24	24
Bottom Gauge	.125	.125	.100	.100	.100	.100	.125	.100	.100	.100	.100	.100
Side Gauge	.086	.086	.086	.086	.076	.076	.086	.086	.076	.076	.076	.076
Rib Gauge	.125	.125	.100	.100	.100	.100	.125	.100	.100	.100	.100	.100
<b>COLORS</b>												
Black	S	S	S	S	S	S	S	S	S	S	•	•
Blue	•	•	•	•	•	•	S	S	S	S	S	S
Charcoal	•	•	•	•	•	•	•	•	•	•	•	•
Burgundy	•	•	•	•	•	•	•	•	•	•	•	•
Red	•	•	•	•	•	•	•	•	•	•	•	•
Champagne	•	•	S	S	S	S	•	•	•	•	•	•
<b>HULL</b>												
Hydra-Lift Rolled V-Hull	S	S	S	S	S	S	S	S	S	S	S	S
Keels	5	5	5	5	5	5	5	5	5	5	5	5
<b>FLOOR / CARPET</b>												
Treated Floor with Lifetime Warranty	S	S	S	S	S	S	S	S	S	S	S	S
5-Year Carpet Warranty	S	S	S	S	S	S	S	S	S	S	S	S
Vinyl Floor Covering	S	S	•	•	•	•	S	S	0	0	•	•
Snap-In Carpet	S	S	•	•	•	•	S	S	•	•	•	•
<b>WINDSHIELD</b>												
Curved Walk-Thru Windshield	S	S	S	•	S	•	S	S	S	•	S	•
Windscreen	•	•	•	0	•	0	•	•	•	S	•	0
Dual Windscreens	•	•	•	•	•	•	•	•	•	•	•	•
<b>CONSOLE / DASH</b>												
Tachometer	S	S	S	S	S	S	S	S	S	S	S	S
Speedometer	S	S	S	S	S	S	S	S	S	S	S	S
Volt Meter	S	S	S	S	S	S	S	S	S	S	•	•
Fuel Gauge	S	S	S	S	S	S	S	S	S	S	S	S
Lighted Compass	S	S	S	S	S	S	S	S	•	•	•	•
Horn	S	S	S	S	S	S	S	S	S	S	S	S
Circuit Breakers	S	S	S	S	S	S	S	S	S	S	S	S
Starboard Console	•	•	•	•	•	•	•	•	•	•	•	•
<b>STEREO</b>												
AM/FM Stereo CD Player	S	S	S	S	•	•	S	S	0	0	•	•
<b>LIVEWELL</b>												
Stern Livewell (Gal.)	LART(36)	LART(23)	LART(30)	LART(30)	LART(18)	LART(18)	LA(23)	LA(23)	A(18)	A(18)	•	•
Bow Livewell (Gal.)	•	•	LART(30)	LART(30)	LAT(30)	LAT(30)	LA(12)	LA(12)	LA(30)	LA(30)	A(30)	A(30)
Port Livewell (Gal.)	•	•	•	•	•	•	•	•	•	•	•	•
Baitwell with Bucket	•	•	S	S	•	•	•	•	S	S	•	•
<b>TROLLING MOTOR</b>												
Trolling Motor Panel	S	S	S	S	S	S	•	•	S	S	•	•
Trolling Motor Plug	S	S	S	S	S	S	S	S	S	S	S	S
Motor Tilt Switch	S	S	S	S	S	S	•	•	S	S	•	•
<b>CLEATS</b>												
(4) 4-1/2" Cleats	•	•	•	•	•	•	•	•	•	•	•	•
(4) 6" Cleats	•	•	•	•	•	•	•	•	•	•	S	S
(4) 6" Pull-Up Cleats	S	S	S	S	S	S	S	S	S	S	•	•

Standard – S    Option – 0    Not Available – •

Lighted Livewell – L    Aerated Livewell – A    Recirculating Livewell – R    Timed Livewell – T

206 Cobra	180 Cobra	162 Stinger	161 Stinger	160 Stinger	151 Resorter	168 Pro Mag	140 Pro Mag	16 Big Fisherman	14 Big Fisherman	157 Super Fisherman	16 Voyager	14 Voyager	14 Canadian	12 Canadian	12 Sportsman
20' 6"	18' 0"	16' 0"	16' 0"	16' 0"	15' 5"	16' 10"	14' 5"	16' 5"	14' 2"	15' 5"	16' 5"	14' 2"	13' 10"	11' 9"	11' 9"
96"	96"	81"	81"	81"	72"	69"	67"	70"	68"	72"	70"	68"	59"	56"	52"
39"	39"	33"	33"	33"	32"	33"	30"	31"	30"	32"	31"	30"	20"	20"	17"
29"	29"	25"	25"	25"	21"	22"	19"	22"	22"	32"	31"	30"	20"	20"	17"
92"	92"	74"	74"	74"	61"	59"	59"	63"	60"	61"	63"	60"	50"	50"	46"
XLS	XLS	LS	LS	LS	LS	LS	LS/SS	LS	LS/SS	LS	LS	LS/SS	SS	SS	SS
1960	1763	660	600	540	540	540	385	420	285	290	350	230	130	112	93
6	6	5	5	5	4	5	4	5	4	4	4	4	4	3	2
2050	1950	1200	1200	1200	1000	1100	975	1100	1100	1100	1100	1000	700	600	455
225	175	60	60	60	40	40	25	40	35	25	40	35	15	10	7.5
50	37	16	16	16	N/A	N/A	N/A	N/A	N/A	N/A	N/A	N/A	N/A	N/A	N/A
•	•	.100	.100	.100	.070	.064	.064	.064	.064	.070	.064	.064	.050	.050	.050
•	•	.064	.064	.064	.060	.060	.060	.060	.060	.060	.060	.060	.050	.050	.050
•	•	.070	.070	.070	.070	.064	.064	.064	.064	.064	.064	.064	.050	.050	.050
S	S	•	•	•	•	•	•	•	•	•	•	•	•	•	•
S	S	•	•	•	•	•	•	•	•	•	•	•	•	•	•
•	•	•	•	•	•	S	S	•	•	•	•	•	•	•	•
S	S	•	•	•	S	•	•	•	•	•	•	•	•	•	•
S	S	•	•	•	•	•	•	•	•	•	•	•	•	•	•
S	S	S	S	S	•	•	•	•	•	•	•	•	•	•	•
•	•	•	•	•	•	•	•	•	•	•	•	•	•	•	•
•	•	3	3	3	3	3	3	3	3	3	3	3	1	1	1
•	•	S	S	S	S	S	S	S	S	•	•	•	•	•	•
S	S	S	S	S	S	S	S	S	S	•	•	•	•	•	•
•	•	0	0	0	0	0	0	0	0	•	•	•	•	•	•
0	0	•	•	•	•	•	•	•	•	•	•	•	•	•	•
S	S	S	•	•	•	•	•	•	•	•	•	•	•	•	•
•	•	•	0	0	•	•	•	•	•	•	•	•	•	•	•
•	•	•	•	•	•	•	•	•	•	•	•	•	•	•	•
S	S	S	S	•	S	•	•	•	•	•	•	•	•	•	•
S	S	S	S	•	S	•	•	•	•	•	•	•	•	•	•
S	S	•	•	•	•	•	•	•	•	•	•	•	•	•	•
S	S	S	S	•	•	•	•	•	•	•	•	•	•	•	•
•	•	•	•	•	S	•	•	•	•	•	•	•	•	•	•
S	S	S	S	S	S	S	S	S	S	•	•	•	•	•	•
•	•	•	•	•	•	•	•	0	0	0	0	0	•	•	•
S	S	•	•	•	•	•	•	•	•	•	•	•	•	•	•
LA(39)	LA(39)	•	•	•	•	•	•	•	•	•	•	•	•	•	•
LAR(12)	LAR(12)	A(25)	A(25)	A(25)	•	•	•	•	•	•	•	•	•	•	•
•	•	•	•	•	A(18)	A(21)	A(15)	25	21	•	•	•	•	•	•
S	S	•	•	•	•	•	•	•	•	•	•	•	•	•	•
S	S	•	•	•	•	•	•	•	•	•	•	•	•	•	•
•	•	S	S	S	S	S	S	S	S	•	•	•	•	•	•
S	S	•	•	•	•	•	•	•	•	•	•	•	•	•	•
•	•	S	S	•	•	•	•	•	•	•	•	•	•	•	•
•	•	•	•	•	•	•	•	•	•	•	•	•	•	•	•
S	S	•	•	•	•	•	•	•	•	•	•	•	•	•	•

# SMOKER CRAFT

## 2005 FISHING

### STANDARDS & OPTIONS

	192 Yukon	192 Millennium	172 Millennium	171 Millennium	162 Millennium	161 Millennium	192 Ultima	172 Ultima	172 Pro Angler	171 Pro Angler	162 Stiletto	161 Stiletto
<b>LIGHTS</b>												
Navigation Lights	S	S	S	S	S	S	S	S	S	S	S	S
Bow Courtesy Light	S	S	S	S	S	S	•	•	S	S	•	•
Stern Courtesy Light	S	S	•	•	•	•	S	S	•	•	•	•
<b>SEATING</b>												
Moveable Pedestals	•	•	2	2	2	2	2	2	2	2	2	2
Stationary Pedestal	•	•	•	•	•	•	•	•	•	•	•	•
Movable Helm Pedestal with Slider	S	S	S	S	S	S	S	S	S	S	S	S
Movable Helm Pedestal	•	•	•	•	•	•	•	•	•	•	•	•
Movable Hydraulic Pedestals	2	2	•	•	•	•	•	•	•	•	•	•
Removable Backrest with Cushions	•	•	•	•	•	•	•	•	•	•	•	•
Rear Fold Down Bench	•	S	0	0	•	•	S	S	•	•	0	0
Bow Backrest with Cushions	•	•	•	•	•	•	S	S	•	•	•	•
Seat Bases	5	6	6	6	6	6	6	6	6	6	6	6
Bass Seats	3	3	3	3	3	3	3	3	3	3	3	3
Additional Bass Seat with Stem	0	0	0	0	0	0	0	0	0	0	0	0
Hydraulic Stem	0	0	•	•	•	•	•	•	•	•	•	•
Aluminum Bench Seats	•	•	•	•	•	•	•	•	•	•	•	•
<b>STORAGE</b>												
Center Rod Storage	S	S	•	•	•	•	•	•	•	•	•	•
Lighted Port Rod Storage	•	•	S	S	•	•	S	S	•	•	•	•
Lighted Starboard Rod Storage	•	•	S	S	•	•	S	S	•	•	•	•
Port Rod Storage	•	•	•	•	S	S	•	•	S	S	S	S
Starboard Rod Storage	•	•	•	•	S	S	•	•	S	S	S	S
Starboard Side Storage	S	S	•	•	•	•	•	•	•	•	•	•
Console Storage	S	S	•	•	•	•	S	S	•	•	•	•
Rod Holders	•	•	•	•	•	•	•	•	•	•	•	•
Bow Storage	S	S	S	S	S	S	S	S	S	S	S	S
Stern Storage	S	S	S	S	S	S	S	S	S	S	•	•
In-Floor Storage	•	•	S	S	S	S	S	S	•	•	•	•
<b>MISCELLANEOUS</b>												
Bow & Stern Castings with Handles	•	•	•	•	•	•	•	•	•	•	•	•
Oar Locks	•	•	•	•	•	•	•	•	•	•	•	•
Nonskid Interior	•	•	•	•	•	•	•	•	•	•	•	•
Lockable Glove Box	•	•	•	•	•	•	•	•	•	•	•	•
Toe Kicks	S	S	S	S	S	S	S	S	•	•	•	•
Bilge Pump	S	S	S	S	S	S	S	S	S	S	S	S
Ski Tow	•	•	•	•	•	•	0	0	•	•	•	•
Dual Steering	•	•	0	0	0	0	0	0	0	0	•	•
Hydraulic Steering	S	S	•	•	•	•	S	•	•	•	•	•
Tilt Steering	S	S	S	S	S	S	S	S	S	S	•	•
Anti-Feedback Steering	•	•	0	0	0	0	•	0	•	•	•	•
Stainless Steel Bow Rail	•	•	•	•	•	•	S	S	•	•	•	•
Swim Platform	•	•	•	•	•	•	0	0	•	•	•	•
Tackle Tray	S	S	S	S	•	•	•	•	S	S	•	•
<b>CUP HOLDERS</b>												
Cup Holders	S	S	S	S	S	S	S	S	S	S	S	S
<b>BATTERY/ACCESS</b>												
Access Plate	8"	8"	8"	8"	8"	8"	•	•	8"	8"	8"	8"
Battery Compartments	3	3	2	2	2	2	3	3	2	2	1	1
<b>CANVAS</b>												
Fisherman's Top	S	S	0	•	0	•	S	0	0	•	0	•
Side Curtains	0	0	0	•	0	•	0	0	0	•	0	•
Aft Curtains	0	0	0	•	0	•	0	0	0	•	0	•
Walk-Thru Curtains	0	0	0	•	0	•	0	0	0	•	0	•
Bow Cover	0	0	0	•	0	•	0	0	0	•	0	•
Mooring Cover	0	0	0	0	0	0	0	0	0	0	0	0
Bimini Top	•	•	•	•	•	•	•	•	•	•	•	•

Standard – S    Option – 0    Not Available – •

Lighted Livewell – L    Aerated Livewell – A    Recirculating Livewell – R    Timed Livewell – T



206 Cobra	180 Cobra	162 Stinger	161 Stinger	160 Stinger	151 Resorter	168 Pro Mag	140 Pro Mag	16 Big Fisherman	14 Big Fisherman	157 Super Fisherman	16 Voyager	14 Voyager	14 Canadian	12 Canadian	12 Sportsman
S	S	S	S	S	S	S	S	S	S	•	•	•	•	•	•
S	S	•	•	•	•	•	•	•	•	•	•	•	•	•	•
S	S	•	•	•	•	•	•	•	•	•	•	•	•	•	•
1	1	2	2	1	1	1	1	•	•	•	•	•	•	•	•
•	•	•	•	S	•	1	1	•	•	•	•	•	•	•	•
S	S	S	S	•	•	•	•	•	•	•	•	•	•	•	•
•	•	•	•	•	S	•	•	•	•	•	•	•	•	•	•
1	1	•	•	•	•	•	•	•	•	•	•	•	•	•	•
S	S	•	•	•	•	•	•	•	•	•	•	•	•	•	•
•	•	•	•	•	•	•	•	•	•	•	•	•	•	•	•
•	•	•	•	•	•	•	•	•	•	•	•	•	•	•	•
5	5	5	5	4	4	3	3	2	•	•	•	•	•	•	•
3	3	3	3	2	2	2	2	•	•	•	•	•	•	•	•
0	0	0	0	0	0	0	0	0	•	•	•	•	•	•	•
0	0	•	•	•	•	•	•	•	•	•	•	•	•	•	•
•	•	•	•	•	•	•	•	•	•	4	4	3	3	3	3
S	S	•	•	•	•	•	•	•	•	•	•	•	•	•	•
•	•	•	•	•	•	•	•	•	•	•	•	•	•	•	•
•	•	•	•	•	•	•	•	•	•	•	•	•	•	•	•
•	•	S	S	S	•	•	•	•	•	•	•	•	•	•	•
•	•	•	•	•	•	•	•	•	•	•	•	•	•	•	•
S	S	S	S	S	•	S	S	•	•	•	•	•	•	•	•
•	•	•	•	•	•	•	•	S	S	•	•	•	•	•	•
•	•	S	S	S	S	•	•	S	S	•	S	S	•	•	•
S	S	S	S	S	S	S	S	S	•	•	•	•	•	•	•
S	S	S	S	S	•	•	•	•	•	•	•	•	•	•	•
•	•	•	•	•	•	•	•	•	•	•	•	•	•	•	•
•	•	•	•	•	•	•	•	•	•	S	S	S	S	S	S
•	•	•	•	•	•	•	•	•	•	S	S	S	S	S	S
•	•	•	•	•	•	•	•	•	•	S	S	S	S	S	S
S	S	S	•	•	•	•	•	•	•	•	•	•	•	•	•
•	•	•	•	•	•	•	•	•	•	•	•	•	•	•	•
•	•	•	•	•	•	•	•	•	•	•	•	•	•	•	•
•	•	•	•	•	•	•	•	•	•	•	•	•	•	•	•
•	•	•	•	•	•	•	•	•	•	•	•	•	•	•	•
•	•	•	•	•	•	•	•	•	•	•	•	•	•	•	•
S	S	•	•	•	•	•	•	•	•	•	•	•	•	•	•
•	•	•	•	•	•	•	•	•	•	•	•	•	•	•	•
•	•	•	•	•	•	•	•	•	•	•	•	•	•	•	•
S	S	S	S	S	•	•	•	•	•	•	•	•	•	•	•
•	•	•	•	•	•	•	•	•	•	•	•	•	•	•	•
8"	8"	6"	6"	6"	•	•	•	•	•	•	•	•	•	•	•
2	2	1	1	1	•	•	•	•	•	•	•	•	•	•	•
•	•	0	•	•	•	•	•	•	•	•	•	•	•	•	•
0	0	0	•	•	•	•	•	•	•	•	•	•	•	•	•
0	0	0	•	•	•	•	•	•	•	•	•	•	•	•	•
0	0	0	•	•	•	•	•	•	•	•	•	•	•	•	•
0	0	0	•	•	•	•	•	•	•	•	•	•	•	•	•
0	0	0	0	0	0	0	0	0	0	0	0	0	•	•	•
0	0	•	•	•	•	•	•	•	•	•	•	•	•	•	•



### WARRANTY

Smoker Craft warrants each new aluminum hull for a period of ten (10) years, lifetime warranty on all riveted seams, and each new fiberglass hull for a period of five (5) years, from the date of purchase by the original purchaser (based on years of use under normal recommended operating conditions) as described in the warranty folder. A copy of the Smoker Craft Limited Warranty is attached to each new Smoker Craft boat, or may be obtained from any dealer or the Smoker Craft factory.



### APPAREL

To complete the package, we offer an exclusive line of Smoker Craft shirts, jackets and hats. For your convenience, you may order online by visiting our website at [www.smokercraft.com](http://www.smokercraft.com).



### JBL® SOUND SYSTEM

Smoker Craft is pleased to offer legendary JBL® audio components engineered for the marine environment. The speakers are UV and water resistant with rubber surrounds, while the receivers include such features as electronic tuning, scan/seek functions, station presets, rolled silicone rubber buttons, and a water resistant, flip-down face.

### FISHERMAN'S TOP, CURTAINS AND COVERS

To top it all off, we offer the Fisherman's Top and complete curtain packages, on most models. The top, as well as the side, aft and walk-thru curtains, go up quickly and easily, and the top comes with a boot for easy storage. The bow cover and mooring cover are perfect ways to keep your boat clean and dry and ready to go.



### FISHERMAN'S TOP



### FISHERMAN'S TOP WITH AFT AND SIDE CURTAINS AND BOW COVER



### MOORING COVER



## CONSOLE

Select models feature our custom-molded consoles with deluxe gauges. Many boats also feature tilt steering, along with either hydraulic or anti-feedback steering. All of our consoles are ergonomically organized, with easy-to-read dials and easy-to-reach switches and circuit breakers. And, on dual console models, you'll also find beautiful Roman bronze and such amenities as a lockable glove box and molded cup holders.

## SEATS


Comfort reigns throughout your boat, thanks to our advanced seats with pinch-proof hinges, contoured bottoms and backs, and resilient foam padding. Our roto-molded, wood-free construction ensures that the seats won't warp or rot.

## TWICE-BAKED URETHANE PAINT

To give your boat a tough, long-lasting finish, we utilize an in-house paint process that begins with a special aluminum grade primer to ensure proper bonding. We then bake two coats of urethane-based paint to the hull.



**SMOKER CRAFT**  
**2005 FISHING**



**Smoker Craft, Inc.**  
P.O. Box 65 • New Paris, IN 46553

**Smoker Craft, Inc. South**  
P.O. Box 1267 • LaGrange, GA 30241

**Smoker Craft, Inc. West**  
P.O. Box 219 • Stayton, OR 97383

**Smoker Craft, Inc. North**  
P.O. Box 129 • Minong, WI 54859



The specifications of any Smoker Craft boat are subject to change without notice.

[www.smokercraft.com](http://www.smokercraft.com)

To talk to the dealer nearest you, dial 866 719-7873.  
Connects directly to dealer. Please call during business hours.

**MERCURY**  
#1 On The Water