

1991

SMOKERCRAFT

W I N N I N G • C A S T



192 FAZER & 182 MAGNUM



192 Fazer

The **New** Generation Fishing Boat

The best catch on the market. 192 Fazer is a favorite of walleye tournament fishermen. The deep "V" hull gives a soft, dry ride in rough waters. All three livewells feature our unique ICU (Intensive Fish Care Unit). Lockable rod storage, in-floor storage, and over 6 cubic feet of rear storage give plenty of room for gear. Convenience features include full instrumentation, bilge pump, and a battery check.

For state-of-the-art fishing design with all the trimmings, land a 192 Fazer.

192 Fazer Standards: Port & Starboard Bow Livewells (21 Gal. Each) with ICU Fish Care Unit • Bow Storage • In-Floor Storage with Tempress Hatch • Courtesy Lights • Lockable Tackle Tray • Lockable Storage Port Console • Glove Box • (4) In-Floor Seat Bases • Rear Livewell (9 Gal.) with ICU Unit • Battery Condition Check • Front Panel with Trolling Plug • Lockable Rod Storage Port & Starboard • (3) Bass Seats • Stationary Driver's Pedestal with Slider • Full Instrumentation • Radio with Antenna • Horn • Circuit Breakers • Built-In 30 Gal. Gas Tank • Lockable Rear Storage (4 cu. ft.) • Battery Storage (3 cu. ft.) • (4) Cleats • Top-Bilge Pump

192 Fazer Options: Side Curtain • Aft Curtain • Bow Cover • Walk-Through Curtain • Mooring Cover

• Bow Cushions • Stern Cushion • Sleeper Seat.

ICUs (Intensive Care Units) for Fish - ICUs allow better circulation of outside air and create a current in the livewell which allows fish slime and excretions to flow out the overflow. This results in cleaner, fresher water, and stronger, healthier fish. ICUs are excellent for catch-and-release programs. Available in all Fazer livewells.



192 with optional cushion



182 Magnum



Outstanding Magnum value comes in an 18-foot model for large bodies of water. Walk-through windshield and front casting platform highlight the 182's design. Lockable rod storages, bow storage, and built-in tackle tray keep you ready for action. Once the action starts, our large livewell is waiting. Four removable floor bases provide seating flexibility. For large bodies of water, the 182 Magnum offers equally large value.

182 Magnum Standards: Front Casting Platform • (4) Cleats • Carpeted Deck & Floor • (4) Removable Floor Bases • Stationary Pedestal Drive Seat • Port & Starboard Lockable Rod Storage • Walk-Through Windshield • Bilge Pump • Top & Boot • Full Instrumentation • Lights • Lockable Storage • Courtesy Lights • 22 Gal. In-Floor Gas Tank • (3) Bass Seats • Bow Storage • Trolling Motor Plug • Radio • Antenna • Horn • Built-In Tackle Tray • 16½ Gal. Front Livewell • Circuit Breaker

182 Magnum Options: Extra Seats & Pedestals • Seat Arms • Sleeper Seat • Side & Aft Curtains • Bow Cover • Mooring Cover

Model	192 Fazer	182 Magnum
Length	18'10"	18'5"
Beam	87"	84"
Depth	42"	38¼"
H.P.	175	140
Weight	1100	1140
Transom Width	84"	75"
Maximum Capacity	1955	1810
Transom Height	LS	LS
Bottom Gauge	.100	.086
Color	Blue	Blue



MERCURY
OUTBOARDS

171 & 172 FAZER



172 Fazer

The **New** Generation Fishing Boat

Fazer innovation also comes in two 17-foot models. They're prime examples of how Smoker-Craft maximizes leg, elbow, and storage room. Features include dual lockable rod storage, a tackle tray, and a pair of bow livewells featuring our ICU Fish Care Unit. Five movable seat bases provide versatility.

Standards: (3) Bass Seats • (5) Floor Bases • (1) Stationary Drivers Pedestal with Slider • Lockable Rod Storage with Rod Holders Port & Starboard • Lockable Rear Storage • Courtesy Lights • Lockable Tackle Tray in Driver Console • Deluxe Cup Holders

• Front Trolling Motor Plug & Gauge Panel • Lights • Bilge Pump • 20 Gal. In-Floor Gas Tank • Easy Access Storage Compartment Port & Starboard • (4) Cleats • Lockable Storage Port Side Console • Marine Carpet • Walk-Through Windshield (172 Only) • Stern Port Minnow Well • Instrumentation • Glove Box • 42" Bow Livewells Port & Starboard with ICU Fish Care Units Installed • Horn • Radio with Antenna • Circuit Breakers

Options: Extra Seats & Pedestal • Fisherman's Top & Boot • Slide, Aft & Bow Curtain • Mooring Cover • Bow Cushions

ICUs (Intensive Care Units) for Fish - ICUs allow better circulation of outside air and create a current in the livewell which allows fish slime and excretions to flow out the overflow. This results in cleaner, fresher water, and stronger, healthier fish. ICUs are excellent for catch-and-release programs. Available in all Fazer livewells.

Model	172 Fazer	171 Fazer
Length	17'5"	17'5"
Beam	80½"	80½"
Depth	38"	38"
H.P.	115	115
Weight	910	850
Transom Width	74"	74"
Maximum Capacity	1350	1350
Transom Height	LS	LS
Bottom Gauge	.080	.080
Colors	Blue, Burgundy	Blue, Burgundy





171 Fazer



MERCURY
OUTBOARDS

162 & 161 MAGNUM & 16' STILLETTO



162 Magnum

Magnum models offer value unusual to the marine industry, but typical of Smoker-Craft. The deep "V" hull supplies a soft dry ride. Large livewells are unmatched in this price class. And the minimizing of side rail width gives you more room for fishing and getting comfortable. Lockable storage keeps gear organized and secure. Full instrumentation, bilge pump, and radio are other standards you'll appreciate.

162 Magnum Standards: Carpeted Deck & Floor • Built-In 18 Gal. Gas Tank • Walk-Through Windshield • Built-In Tackle Tray • Trolling Motor Plug • Dual Lockable Rod Storage Port & Starboard • 16½ Gal. Bow & 12½ Gal. Stern Livewells • Courtesy Lights • Bilge Pump • Bow Storage • (4) Floor Bases • Stationary Pedestal with Slider • (3) Bass Seats • (4) Cleats • Lockable Rear Storage • Lockable Bow Storage • Radio with Antenna • Instrumentation • Horn • Circuit Breakers

162 Magnum Options: Extra Seats & Pedestals • Seat Arms • Mooring Cover • Top & Boot • Side, Aft & Forward Covers

161 Magnum Standards: Carpeted Deck & Floor • Built-In 18 Gal. Gas Tank • Built-In Tackle Tray • Trolling Motor Plug • Dual Lockable Rod Storage Port & Starboard • Dual 16½ Gal. Bow & 12½ Gal. Stern Livewell • Courtesy Lights • Bilge Pump • Bow Storage • (4) Floor Bases • Stationary Pedestal with Slider • (3) Bass Seats • (4) Cleats • Lockable Rear

Storage • Lockable Bow Storage • Radio with Antenna • Instrumentation • Horn • Circuit Breakers

161 Magnum and 16' Stiletto Options: Extra Seats & Pedestals • Mooring Cover • CS1 Sun Top • Windshield for Driver's Console • Seat Arms • Conversion Kit to make a 162 Magnum

Model	162 Magnum	161 Magnum	16' Stiletto
Length	16'2"	16'2"	16'5"
Beam	76"	76"	80"
Depth	35½"	35½"	38"
H.P.	90	90	90
Weight	780	720	775
Transom Width	70"	70"	74"
Maximum Capacity	1400	1400	1300
Transom Height	LS	LS	LS
Bottom Gauge	.080	.080	.080
Colors	Blue, Burgundy	Blue, Burgundy	Burgundy



Stiletto provides premium fishing value in a 16-footer. Bow storage and rod storage are large and lockable. Built-in tackle tray and large side livewell with ICU are other first-class fishing features. From the tip of its hull to its mechanical steering, Stiletto means performance.

16' Stiletto Standards: (4) Floor Bases • (3) Bass Seats • Deluxe Instrument Panel • Radio and (2) Speakers • Antenna • Built-In 18 Gal. Tank • Lockable Large Bow Storage • Tackle Tray • (2) Courtesy Lights • Bow Panel with Trolling Plug • Lights • Large Side Livewell with ICU Unit • Rod Holder Port Side • Lockable Rod Storage Starboard • Horn • Bow & Stern Cleats • Bilge Pump • Bow & Stern Eyes



16' Stiletto



161 Magnum



MERCURY
OUTBOARDS

21' TITAN CUDDY & 16' SPIRIT FISH & SKI



Titan Cuddy



Spirit Fish & Ski

Put a new Spirit into your recreation. This 16-foot runabout is great for fishing, skiing, and family boat rides. Swivel seats and rod storage accommodate fishing. Seats convert to fold-down position as well. Open hull design has two bow seats. Lightweight hull means speed for skiing. Fishing, skiing, cruising... this sporty runabout does it all.

16' Spirit Fish and Ski Standards: Sliding Doors • Bilge Pump • Livewell • (1) Sleeper Seat • Lockable Rod Box • (2) Bass Seats • Bow Storage Box • Bow Rails • Built-In 18 Gal. Gas Tank • Lights • (4) Cleats • Walk-Through Windshield • Carpeted Deck & Floor • Radio • Instrumentation • Antenna • Horn

16' Spirit Fish and Ski Options: Top & Boot • Mooring Cover • Side & Aft Curtains • Bow Cover

For a speedboat to handle large bodies of water, Titan Cuddy with a Mercury engine is a safe choice. The hull design provides stability and protection in rough water. The riveted construction gives years of durability. High grade marine aluminum is lightweight and gives fuel efficiency. Cabin design gives you freedom in bad weather.

You're cruising with quality in a Titan Cuddy.

Titan Cuddy Standards: Top & Boot • Bilge Pump • Vinyl Deck • Marine Carpet Floor • Removable Rear Jump Seats • Full Instrumentation • Interior Lighting • Port-Potti Space • Front Hatch • (2) 20 Gal. Gas Tanks • Bow Rails • Teak Glove Box • Grab Rail • (2) Bass Seats • Cupholders • (4) Cleats

Model	21' Titan Cuddy	16' Spirit Fish & Ski
Length	20'9"	16'2"
Beam	90"	76"
Depth	42"	33½"
H.P.	125	90
Weight	1300	665
Transom Width	1/0	70"
Maximum Capacity	1900	1510
Transom Height	1/0	LS
Bottom Gauge	.100	.080
Colors	Blue	Blue, Burgundy

16' KING TROLLER



King Troller with console

The spacious King Troller displays the Smoker-Craft knack for providing room and storage. Backed by a Mercury outboard, fish don't stand a chance against King Troller. Lightweight and fuel-efficient, King Troller also features a built-in 18-gal. gas tank. Livewell, lockable bow storages, and lockable tackle tray are standard.

Standards: Instrumentation (Console Only) • 18 Gal. Gas Tank • Lockable Rod Storage Port • Open Rod Storage Port & Starboard • Trolling Motor Plug • Bow Lockable Tackle Tray • (3) Bass Seats • (3) Floor Bases • Stationary Pedestal For Driver • Lockable Bow Storage Port & Starboard • Lights • Bilge Pump • Circuit Breakers • 16½ Gal. Bow Livewell

Options: Windshield (Console Only) • Seats • Mooring Cover • CS1 Top • Seat Arms

Model	16' King Troller with or without Console
Length	16'2"
Beam	78"
Depth	35½"
H.P.	80
Weight	620
Transom Width	70"
Maximum Capacity	1400
Transom Height	1S
Bottom Gauge	.080
Color	Blue



King Troller without console



MERCURY
OUTBOARDS

15' RESORTER



Resorter with console

Resorter is popular with economy-minded fishermen. Lightweight yet durable, Resorters provide great performance with low-horsepower. You will get great fishing performances thanks to unique Resorter features. Raised casting platform, large livewells, and lockable rod storage make Resorter an economy model with something extra.

Resorter w/ Console Standards: (3) Bass Seats • (3) Floor Bases • (1) Stationary Pedestal (Drivers) • Raised Casting Platform • Glove Box • Lights •

Large Livewell (18½ Gal.) • Bilge Pump • Lockable Rod Storage • Raised Casting Platform with 7 cu. ft. Storage Below • Rear Storage • Circuit Breakers

Resorter w/o Console Standards: (2) Bass Seats • (2) Floor Bases • (1) Stationary Pedestal (Drivers) • No Rear Compartment • Other Features Same As Console Version

Options: Windshield • Mooring Cover • Extra Seats • Seat Arms

Model	15' Resorter w/console	15' Resorter w/o console
Length	15'5"	15'5"
Beam	72"	72"
Depth	32"	32"
H.P.	50	50
Weight	540	520
Transom Width	61¼"	61¼"
Maximum Capacity	1000	1000
Transom Height	LS	LS
Bottom Gauge	.070	.070
Color	Blue	Blue



Resorter without console



100/140 & MAGNUM



The interior space of these two Magnums gives a "large boat" feel in a smaller size. Raised casting platform, livewell, and lockable rod storages make each of these Magnums a force in fishing. Three removable seat locations for passenger seats add flexibility.

168 Magnum Standards: Port & Starboard Lockable Rod Storage • Raised Casting Platform • Lights • 16½ Gal. Livewell • (3) Floor Bases • (2) Bass Seats • (1) Stationary Pedestal (Stationary Pedestal is Driver's Seat) • (4) Cupholders • Storage Under Raised Platform • Glove Box • Marine Carpet • Trolling Motor Plug • Bilge Pump • Circuit Breakers

168 Magnum Options: Extra Seats & Pedestals • Mooring Cover • Steering Console

140 Magnum Standards: Lockable Rod Storage • Raised Casting Platform • Lights • 10½ Gal. Livewell • Glove Box • Large Storage Area Under Raised Platform • (2) Bass Seats • (3) Floor Bases • (1) Stationary Pedestal • Marine Carpet • Bilge Pump • Trolling Motor Plug • Circuit Breakers

140 Magnum Options: Extra Seats & Pedestal • Mooring Cover • Steering Console

Model	168 Magnum	140 Magnum
Length	16'10"	14'5"
Beam	69¼"	67½"
Depth	33"	29¾"
H.P.	45	40
Weight	540	440
Transom Width	59"	59"
Maximum Capacity	1100	975
Transom Height	LS	LS/SS
Bottom Gauge	.064	.064
Color	Blue	Blue

**MERCURY
OUTBOARDS**

142 MAGNUM & BIG FISHERMAN



142 Magnum

The most dynamic 14-footer you'll find. 142 Magnum has the look of a winner, with mechanical steering, two swivel seats, raised front platform, and carpeted bench. Livewell, lockable storage, and below-platform storage are other standards.

142 Magnum Standards: Mechanical Steering
• Raised Casting Platform with 4½ cu. ft. Storage

Below • (2) In-Floor Bases • Trolling Motor Plug • Bow & Stern Light • 7 Degree Swivel • Rod Holders • Livewell (14 Gal.) • (2) Bass Seats • Carpeted Rear Seat • Circuit Breakers • Front Deck • Lockable Storage Box • Marine Carpet.

142 Magnum Options: Mooring Cover • CS1 Sun Top • Windshield

The flat floor of Big Fisherman provides ease of movement and allows safe stand-up casting. Rear seats are carpeted. The 16-foot model has a raised casting platform with storage below, an aerated livewell, and three lockable storage boxes. The 14-foot model features hand-fill livewell and lockable storage box. Rod holders are nice touches on both models.

Big Fisherman Standards: Marine Carpet • Rod Holders • Raised Platform with Storage (16' Only) • (3) Lockable Storage Boxes (only 1 in 14') • Aerated 16½ Gal. Livewell (16' Only) • Hand Fill Livewell in 14' • Walk-Through Seating • Carpeted Rear Seat

Big Fisherman Options: Console w/Steering • Mooring Cover



14' Big Fisherman

16' Big Fisherman

Model	142 Magnum	16' Big Fisherman	14' Big Fisherman
Length	14'2"	16'5"	14'2"
Beam	63½"	67"	63½"
Depth	30"	31"	30"
H.P.	35	40	35
Weight	380	420	285
Transom Width	56"	59"	56"
Maximum Capacity	850	1100	850
Transom Height	LS	LS	LS/SS
Bottom Gauge	.064	.064	.064
Colors	Burgundy	Grey	Grey

824

PLEASURE DECK & SPORT CLASSIC



824 Pleasure Deck

Smoker-Craft's expertise with custom upholstery and aluminum construction makes a superior pontoon boat. Pleasure Deck and Sport Classic feature deluxe furniture, 1 1/4" anodized rails, pontoon keels, and 22" tubes. The patented XL 50 plywood floor carries a 50-year limited warranty. All gates open in for safety, and many on-deck amenities keep the fun coming.

Pleasure Deck with Sundeck Standards: Special Deluxe Fence with Recess Access • Deluxe Console with Full Instrumentation • Double Barrel Chair • Deluxe Wheel • Radio with 2 Speakers • Table

• Ice Chest • Deluxe Furniture • Built-In 12 Gal. Gas Tank • (4) Gates • XL50 50-Year Floor Warranty (3/4" Floor) • 1 1/4" Anodized Rails • Lights • Bar • Storage Compartment • 22" Tubes (.080) • Right-Hand Steering • Horn • Sundeck

Pleasure Deck Options: Mooring Cover • Seat Covers • Salt Water Package • Aluminum Top

Sport Classic Standards: Deluxe Console with Full Instrumentation • Barrel Chair • 1 1/4" Anodized Rails • 12 Gal. Built-In Tank • Deluxe Furniture • Flip Back Seat • Table • XL50 50-Year Floor Warranty

(3/4" Floor) • Right-Hand Steering • Lights • Deluxe Colored Top • (4) Gates • Deluxe Wheel • 22" Tubes (.080) • Horn • (2) Front Couches

Sport Classic Options: Mooring Cover • Seat Covers • Salt Water Package • Aluminum Top



824 Sport Classic

Deluxe Top/Standard



Model	824 Pleasure Deck	824 Sport Classic
Length	24'	24'
Beam	8'	8'
Depth	N/A	N/A
H.P.	115	115
Weight	1475	1280
Transom Width	N/A	N/A
Maximum Capacity	2500	2500
Transom Height	LS	LS
Bottom Gauge	Tube .080	Tube .080
Colors	Blue, Hot Tropic	Blue, Hot Tropic



820 FISH KING II



820 Fish King II

Get the best of both worlds from The Fish King II. Deluxe lounge around seating, barrel chair and deluxe console provide pontoon pleasure, while bow and stern livewells and two swivel bass seats accommodate fishing. XL 50 plywood floor with 50-year limited warranty and 1 1/4" anodized rails highlight the construction. For reeling in fish or simply relaxing, The Fish King II is always ready for action.

Fish King II Standards: Deluxe Console • Full

Instrumentation • Lights • Barrel Chair • Bow & Stern Livewells • 22" Tubes (.070) • Special XL50 50-Year Floor Warranty (3/4" Floor) • Deluxe Striping • Deluxe Steering Wheel • Cupholders • (2) Bass Seats • (4) Floor Bases • Top • (3) Gates • 1 1/4" Anodized Rails • Right-Hand Steering • Radio • Horn • Built-In 12 Gal. Gas Tank • Deluxe Lounge Around Seating • Buggy Top

Fish King II Options: Mooring Package • Salt Water Package • Seat Covers • Table



Model	820 Fish King II	824 Fish King II
Length	20'	24'
Beam	8'	8'
Depth	N/A	N/A
H.P.	75	90
Weight	1190	1310
Transom Width	N/A	N/A
Maximum Capacity	1900	2500
Transom Height	LS	LS
Bottom Gauge	Tube .070	Tube .070
Colors	Blue, Burg. Hot Tropic	Blue, Burg., Hot Tropic

819

NEPTUNE, FISHING & CRUISING

The sporty Neptune comes in packages for fishing or cruising. The cruising package has two front couches that display Smoker-Craft excellence in custom upholstery. The fishing package features two front swiveling bass seats and livewell. Table and versatile flip-back seat are standard. Construction includes 1 1/4" anodized rails and XL 50 plywood floor with 50-year limited warranty.

Neptune Standards: Marine Carpet • Barrel Chair • Lights • Deluxe Console with Instruments • 23" U-Shaped Tubes • Horn • Radio • (3) Gates • 1 1/4" Anodized Rails • Square Post Frame Top • XL 50 Floor

Neptune Options: **Cruising Package** - Rear Couch • (2) Front Couches • Flip Back Seat • Table
Fishing Package - Rear Couch • Livewell • (2) Bass Seats • (2) Floor Bases • Table and Cupholders • Flip Back Seat

Deluxe Top & Mooring Cover - Fresh Water Use Only

Model	819 Neptune	823 Neptune
Length	19'	23'
Beam	8'	8'
Depth	N/A	N/A
H.P.	55	55
Weight	1170	1225
Transom Width	LS	LS
Maximum Capacity	1200	1500
Transom Height	N/A	N/A
Tube Gauge	.070	.070
Colors	Blue, Burg.	Blue, Burg.



819 Neptune Cruising Package



819 Neptune Fishing Package

**MERCURY
OUTBOARDS**

250 REGATTA, 17' ALANTE I/O & OB



250 Regatta

Up top, the 250 Regatta provides exciting performance, power steering, instrumentation including tachometer, double lounge seat, and full rear seat highlight this sizzling design. Down below, the 250 sleeps five people with plenty of cabin headroom. Refrigerator, sink, stove, and fresh water system make you feel at home.

250 Regatta Standards: Marine Hardware • Captain's Seat • Passenger Double Lounge Seat • Full Rear Seat • Built-In Floor Gas Tank (65 Gal.) • Storage Compartments • Complete Instrumentation • Speedometer • Tachometer • Oil Temperature • Trim

• Fuel • Automatic Bilge Pump • Horn • Tinted Walk-Through Safety Glass Windshield with Side Vents • Cabin Windows • Front Cabin Windows • Draperies • Screened Hatch • Screened Portholes • Power Steering • Fiberglass Self Bailing Cockpit • Plush Carpeting in Cabin • Integrated Swim Platform with Ladder • Hydraulic Trim Tabs • Anti Slip Surface on Deck • Anchor Rope Locker • Full Camper Top with Screens • AM/FM Cassette HiFi Radio • (4) Speakers • Dual Battery Switch • Fiberglass Bow Pulpit • Cabin

Lights • Reading Lights • Courtesy Lights • Fiberglass Toilet • Sink • Shower • Mirror • Pumpout with Holding Tank • Hanging Clothes Locker • Sink in Galley • Refrigerator • Alcohol Stove • Fresh Water System • Pressurized Water System • Electric Bilge Blower • Stainless Steel Railings • Fitting and Cleats • Color Coordinated Deck and Hull Striping • Sandwich Construction on Hull and Deck • Radar Arch • "L" Lounge Passenger Seat



17' Alante

Model	250 Regatta
Centerline Transom to Bow	22'6"
Centerline w/Platform w/o Pulpit	24'6"
Beam	102"
Gross Weight	4500
Fuel Capacity	65 Gal.
Fresh Water	15 Gal.
Holding Tank	15 Gal.
Cabin Headroom	6'2"
Sleeping Accom.	5 people
Colors	Grey, Blue, Red

Model	17' I/O Sport	17' Alante OB
Length	16'8"	16'8"
Beam	90"	90"
Depth	40¼"	40¼"
H.P.	175	140
Weight	1200	1100
Transom Width	83"	83"
Maximum Capacity	1565	1915
Transom Height	I/O	LS
Bottom Gauge	Fibergls.	Fibergls.
Colors	Blue, Red	Blue, Red



17' Alante Sport

For playing hard under the sun, Alante is an attractive companion. This 17-footer is designed for speed, handling, and versatility. The sleek hull provides pulse-quickenning performance. Fold-down seating, open hull passenger area, and teak swim platform enhance pleasure. Instrumentation, built-in gas tank, and bilge pump are other standards.

Alante I/O Standards: Full Instrumentation • Deluxe Glove Box • Teak Swim Platform • Top • Windshield • Bow Rails • Lights • Bow Storage • Teak In-Floor Storage • 25 Gal. Built-In Tank (30 Gal. In

19) • Lighted Toggle Switches • Bilge Pump • Lay Down Sleeper Seats • Marine Carpet

Alante OB Standards: Instrumentation • Deluxe Glove Box • Built-In 25 Gal. Gas Tank • Top • Teak In-Floor Storage • Lay Down Sleeper Seats • Lights • Bow Rails • Windshield • Front Bow Storage • Deluxe Marine Carpet • Bilge Pump

Alante I/O and OB Options: Mooring Cover • Stereo • Sport Package (2) Highback Chairs and Rear Bench

189 & 209 REGATTA



189 Regatta Hot Tropic

If you're thinking fast, you're thinking about a Regatta. This open hull speedster seats eight, with fold-down seats, swim platform, and self-storing top. Regatta is as smart as it is speedy, with a fiberglass hull that gives years of boating pleasure.

189 Regatta Standards: 24 Gal. Built-In Gas Tank • (4) Cleats • Bow Rails • Top and Boot • Full Instrumentation • Self-Storing Top • Marine Carpet

• Bilge Pump and Blower • Side Storage • In-Floor Storage • Bow Storage • Walk-Through Windshield • Glove Box • Grab Rail • Running Lights • Bold Accent Striping • Full Swim Platform with Swing-Down Step • Ski Ring • Bow Cushions and Back Rests • (2) Sleeper Seats • Rear Jump Seats • (4) Cup Holders

209 Regatta Standards: 30 Gal. Built-In Gas Tank • (4) Cleats • Bow Rails • Grab Rail • Top and

Boot • Full Instrumentation • Self-Storing Top • Marine Carpet • Bilge Pump and Blower • Side Storage • In-Floor Ski Storage • Bow Storage • Walk-Through, Wrap-Around Windshield • Glove Box • Teak Steering Wheel • Running Lights • Bold Accent Striping • Full Swim Platform with Swing-Down Step • Ski Ring • Bow Cushions and Back Rests • Stereo with 2 Speakers • (2) Sleeper Seats • Rear Jump Seats • (1) Cupholder



Model	189 Regatta	209 Regatta
Length	18'8"	20'9"
Beam	90"	98"
Depth	34"	34"
H.P.	230	260
Weight	1400	1850
Transom Width	87"	95"
Maximum Capacity	1500	1700
People Capacity	8	8
Colors	Burg., Blue, Hot Tropic	Burg. Blue, Hot Tropic



AVANTI I/O & 143 OB



Pure enjoyment is Avanti's mission. Smoker-Craft excellence in custom upholstery makes Avanti extremely comfortable and attractive. High back seats are standard, and all bench seats have deeply cushioned bottoms and back rests. Front cushions can be arranged into sunbathing area for even more comfort. For a good time every time, Avanti is a sure thing.

Avanti I/O Standards: Full Instrumentation • Deluxe High Back Chairs • Adjustable Teak Wheel • Deluxe Glove Box • Table • Courtesy Lights • Built-In 18 Gal. Gas Tank • Teak In-Floor Storage (19' Only) • Ice Chest • Ski Tow Eye • Teak Swim Platform • Cupholders • Full Front Cushions • Bow Storage • Accent Lights • Smoked Glass Wind Screen • Lights • Bilge Pump • Deluxe Marine Carpet

Avanti I/O Options: Top • Stereo (4 Speakers) • Mooring Cover

143 OB is 14 feet of fun. Walk-through windshield, open hull passenger area, and fold-down seating make the most of this spirited design. Bilge pump, bow storage, and beverage holders add to the good times.

143 OB Standards: Sleeper Seats • Mechanical Steering • Walk-Through Windshield • Under Seat Storage in Bow • Bilge Pump

143 OB Options: Convertible Top • Mooring Cover • Tonneau Cover • Side & Aft



Model	19' Avanti I/O	17'	143 OB
Length	18'7"	16'10"	14'3"
Beam	94"	94"	72"
Depth	29"	29"	35"
H.P.	260	200	60
Weight	1733	1500	750
Transom Width	N/A	N/A	66½"
Maximum Capacity	1800	1450	1100
Transom Height	I/O	I/O	N/A
Bottom Gauge	Fibergls.	Fibergls.	Fibergls.
People Capacity	5	5	5
Colors	Blue, Grey, Red	Blue Grey, Red	Blue, Burgundy

15' SUPER FISHERMAN & FISHING BOATS

Smoker-Craft does these models with its customary flair for quality. Aluminum boats are a Smoker-Craft specialty, so these models are designed to be safe, durable, and easy to handle. Riveted construction, maximum interior space, and intelligent hull designs are featured on each model.

Voyager Standards: (4) Aluminum Seats (16') • (3) Aluminum Seats (14') • Painted Exterior • Nonskid Interior • Bow & Stern Castings • Oarlocks • Rod Holders • (3) Keels • Drain under Ribs

Canadian, Sportsman Standards: (3) Seats • Painted Exterior (Canadians Only) • Nonskid Interior • Bow & Stern Castings • Oarlocks



15' Super Fisherman

Model	16' Voyager	14' Canadian	14' Canadian	12' Sportsman	12' Sportsman	1457 Jon Boat	15' Super Fisherman
Length	16'5"	14'2"	13'10"	11'9"	11'9"	14'	15'5"
Beam	66"	63½"	58"	56"	52"	57"	72"
Depth	31"	30"	20"	20"	17"		32"
H.P.	40	30	15	10	7.5	15	40
Weight	350	230	130	112	93		340
Transom Width	59"	56"	50½"	50½"	46½"		61¼"
Maximum Capacity	1100	850	700	600	455	615	1100
Transom Height	LS	LS/SS	SS	SS	SS		LS
Bottom Gauge	.064	.064	.050	.050	.050	.070	.070
Colors	White	White	White	White	Plain		



14' Canadian

12' Canadian

12' Sportsman



16' Voyager

14' Voyager



14' Jon

MERCURY
OUTBOARDS

We're a boat company to bring you a winning

What better philosophy could your family have told you than "Find what you love to do, take pride in it, and you'll be successful."

That simple philosophy has steered Smoker-Craft in building boats since 1963. Family-owned and operated, Smoker-Craft combines pride in craftsmanship and a sophisticated knowledge of boat design.

The steady course held by Smoker-Craft, whose management team has over 100 years of combined experience, has resulted in the company's growth from 40 to 450 employees. Since Smoker-Craft is independent, you know dedicated people will be there year after year. The negative aspects of corporate buyouts and takeovers, so common in marine companies today, simply don't apply to Smoker-Craft.

Smoker-Craft excellence in building aluminum fishing boats provides advantages you'll enjoy every time. The deep "V" hull gives soft dry rides in rough waters and excellent control.

Intelligent floor plans give you more storage, leg, and elbow room. Standard features which are "extras" on other boats show a dedication to giving value to the customer. Smoker-Craft calls this "**price/value relationship**", and it's emphasized in all production and sales efforts.

When you've been in the marine industry as many years as Smoker-Craft, you're dedicated to leaving other boat companies in your wake. It's a matter of family pride. That not only goes for fishing boats, but pontoon and fiberglass boats as well.


Fishermen will tell you, every year Smoker-Craft will give you a winning cast of boating products.

How Smoker-Craft Lures You with Quality.

Fishing Boats

- Deep "V" hull design and rolled-over bow design give a softer and drier ride in rough waters and great control against drifting.

- High grade marine aluminum is lightweight and fuel-efficient.
- More interior room for fishing and getting comfortable. Smoker-Craft constantly strives for better use of interior space.
- Larger livewells in comparison to competition, with two livewells on some models.
- ICUs (Intensive Fish Care Units) give Smoker-Craft a unique design which supplies better air and water circulation while removing bacteria and ammonia out the over flow. This



results in fresher, cleaner water which is excellent for catch-and-release fishing.

- Level flotation tests for each model meet or exceed federal regulations.
- Riveted construction supplies strength while allowing shock waves to dispense through the rivet. The constructions of airplane wings and fuselages use this same type of riveted construction.
- Heavy duty ribs and stringers, com-



162 Magnum

holding a steady course— cast every year.

lined with pour-in-place gas resistant foam, gives a stronger and quieter ride.

- Reinforced floor bases prevent separation of pedestal bases and floor.
- Deluxe instrument panel featuring Telexflex gauges includes a light panel which indicates what power functions are running. Use of circuit breakers rather than fuses adds more convenience.
- Lockable rod storage actually fits fishing rods.
- Three regional manufacturing locations ensure great service and



172 Fazer

product which meets specific regional needs.

- Most aluminum models feature 18 to 30 gallon built-in fuel systems.

Fiberglass Boats

- AM/FM/Stereo Cassette standard on most models.
- Large built-in gas tanks on every model.
- Stringent quality control of Gel-coats includes tests for resistance



King Troller with console

of blistering, yellowing, cracking, chalking, and fading.

- Hull mold and floor construction procedures ensure the hull stays straight and true.
- Skin coats are pre-wetted to increase blister resistance.
- High stress areas such as ski eyes are reinforced.
- High grade marine vinyls and marine carpeting are always used.
- All upholstery is fabricated and installed by Smoker-Craft to ensure quality.
- Extensive quality control of resins for flexural strength, tensile strength, tensile fatigue, hardness, and five other factors.

Pontoon Boats

- Weather-resistant canopies have curved design for water run-off.
- Aluminum pontoons are heavy gauge, and etched for lasting beauty.

• Four gates on most models (except I/O models), including a rear gate that opens in for safety.

- XL50 plywood on most decks, with a 50-year limited warranty.
 - Deck railings are fully anodized, eliminating oxide rub-off.
 - Upholstery is custom-fitted and fabricated by Smoker-Craft.
 - Deck is trimmed with aluminum extrusion for durability and appearance.
 - Pontoon nose cones are upright and capped with aluminum extrusion.
 - Bulkhead at every weld seam and heavy cross supports every two feet.
- MAKE A SMOKER-CRAFT THE ONLY THING COMING BETWEEN YOU AND THE WATER!**

**MERCURY
OUTBOARDS**

13' & 15' ALASKANS *Smoker-Craft West* Made in Oregon

13' Split Seat

15' Standard

15' Split Seat



The boats that won the west with people of all ages. The 13' and 15' Alaskans are fishermen's favorites because of their high sides, wide top beams, and wide bottom. Both models offer standard or split seat configurations. Split seat Alaskans feature seat boxes, front deck, and full vinyl covered floor.

13' & 15' Alaskan Standards: Front & Rear Castings w/Grab Handles • Bow Eye • (3) Aluminum Extra Wide Bench Seats • Graystone Zolatone Interior Paint • Oar Locks • Drain Plug • Full Transom Board

13' & 15' Alaskan Options: Side Steering Console • Fisherman's Top • Mooring Cover • Bow Mount Anchor Release w/Rope Cleats

13' & 15' Alaskan Split Seat Standards: Full Length Rod/Tackle Storage Trays • Front & Rear Castings w/Grab Handles • Bow Eye • Lockable Side Storage/Seat Boxes • Vinyl Covered Front Deck • Full Vinyl Cover Floor • Split Rear Seat for Gas Tank Storage Between (15' Split Seat Only) • Vinyl Covered Rear Casting Platform (15' Split Seat Only) • Full Transom Board • Drain Plug

13' & 15' Alaskan Split Seat Options: Side Console • Center Stand-Up Steering Console (15' Split Seat Only) • Fisherman's Top • Mooring Cover • Bow Mount Anchor Release w/Rope Cleats • Flip Back Swivel Seat

Model	13' Standard & Split Seat	15' Standard & Split Seat
Length	12'11 1/2"	14'11"
Beam	65 3/4"	68"
Depth	26"	27"
H.P.	25 SS/LS	35 SS/LS
Weight	190/260 (SS)	220/310 (SS)
Transom Width	56 1/4"	58 3/4"
Maximum Capacity	700	850
Bottom Width	.064	.064



Option

Optional Console/Seats



15' Split Seat

Colors
Standard: White Cloud with Blue or Burgundy Decals
Split Seat: White Cloud with Blue or Burgundy Stripes

**MERCURY
OUTBOARDS**

171

LAZER, BASS CATCHER & CANOES



15' Bass Catcher

Smoker-Craft Bass Catchers are wide beam models with plenty of room for serious fishing. Rear bench seat, two bass seats, livewell, and front bow storage are all standard. Flat, carpeted floor allows for safe, stand-up casting.

Bass Catcher Standards: Livewell • Lights • Marine Carpet • Trolling Motor Plug • (2) Bass Seats • (3) Seat Locations • Front Bow Storage • Rear Bench Seat

Bass Catcher Options: Bass Seats • Mooring Cover

Model	171 Lazer	15' Bass Catcher	17' Bass Catcher
Length	17'1"	15'1"	17'
Beam	80"	62"	72"
Depth	32"	18"	21"
H.P.	115	25	60
Weight	790	400	600
Transom Width	73"	60½"	70½"
Maximum Capacity	1350	700	1000
Transom Height	LS	SS	LS
Bottom Gauge	.080	.070	.070
Colors	Grey	Grey	Grey



171 Lazer

Get to fishing spots quickly in 171 Lazer. The hull plains quickly and runs with speed, stability, and smoothness. With Mercury outboard power, Lazer performance is especially moving. When you start landing fish, the divided livewell is ready. Numerous storage areas under the raised carpeted platforms keep you ready for anything.

171 Lazer Standards: (4) Bass Seats • (2) Floor Bases • Lockable Rod Storage • Built-In 23 Gal. Gas Tank • Deluxe Console with Full Instrumentation • Large Livewell with Divider • Raised Casting Platform Bow & Stern • Deluxe Trolling Motor Plug & Panel • Storage Forward of Console • Grab Bar for Passenger • Courtesy Lights • Marine Carpet

171 Lazer Options: Windshield - Mooring Cover

Model	16' Square Stern	17' Competitor	15'
Length	15'10"	17'	15'
Beam	39"	39"	38"
Bow Height	21½"	21½"	21½"
Center Height	12½"	12½"	12½"
Ribs	7'	5'	5'
Approx. Weight	78	80	74
Capacity	715	730	575
Keel	Deep T	WW	WW



Canoe

15' & 18' PRO ALASKANS *Smoker-Craft West* Made in Oregon



18' Pro Alaskan

15' Pro Alaskan

The Pro Alaskan's design is a delight for the true fisherman. Another first from Smoker-Craft, Pro Alaskan is distinctive with a high clipper-style bow and stable wide bottom. Both 15' and 18' models feature standard front casting platform with water-tight storage below, full vinyl covered floor and platform, and plenty of lockable storage.

15' Pro Alaskan Standards: Front & Rear Castings • Drain Plug • Bow Eye • Lockable Side Storage Seat Boxes • Vinyl Covered Bow Deck with Room & Strength to Mount Electric Trolling Motor • Full Vinyl Covered Floor • Raised Rear Casting Platform with Room Underneath for Gas Tank Storage • Raised Bow Casting Platform with Water Tight Access Hatch to Storage • Locking Front Glove Box • (1) C/B Base Installed (for Option Seat) • Full Transom Board • Gray Stone Zolatone Interior Paint

15' Pro Alaskan Options: Side Steering or Center Stand-Up Steering Console • Fisherman's Top • Mooring Cover • Bow Mount • Anchor Release w/ Rope Cleats • Swivel Seats • Bow Rails

18' Pro Alaskan Standards: Vinyl Covered Clipper Bow • Lockable Access Door to Storage Under Covered Bow Deck • Raised Front Casting Platform with Lockable Storage Underneath • Full Vinyl Covered Floors • Full Length Lockable Rod Storage • Large Lockable Side Storage Box • Large Lockable Fish Box with Drain • (2) Locking Rear Gas Tank Storage Boxes • Full Splash Well • Large Rear Corner Caps for Downriggers

18' Pro Alaskan Options: Stand-Up Center Console Steering • Console Seat Storage Box • Swivel Seats • Rod Holders • Bow Rails • Bow Mount Anchor Release w/ Rope Cleats • Fisherman's Top • Mooring Cover

Colors

Exterior: White Cloud with Blue or Burgundy Stripes
Interior: Gray Stone Zolatone

Model	15' Pro Alaskan	18' Pro Alaskan
Length	14'11"	17'10"
Beam	68"	74"
Depth	27"	36"
H.P.	35LS	80LS
Weight	390	700
Transom Width	58 $\frac{3}{4}$ "	66"
Maximum Capacity	850	1300
Bottom Gauge	.064	.080



Optional Center Console



Fish Box



16' 18'

& WHITEWATER RIVERBOATS *Smoker-Craft West* Made in Oregon



16' Whitewater Riverboat

18' Whitewater Riverboat

Since 1965, Smoker-Craft Whitewater Riverboats have proven their performance and durability. Fuel-efficient aluminum hulls feature welded interlocking construction. The 16' and 18' Riverboat available in a tiller model, center console, or twin console with either a jet pump or prop. Front casting platform, watertight storage, and downrigger mounting caps are standard fishing features. All these features make our hulls right at home on any water you choose to run.

16' & 18' Riverboat Standards: Built-In 21 Gal. Gas Tank • Raised Front Casting Platform • Watertight Hatch for Access to Storage Area • High Grade Marine Vinyl Floor • Full Length Welded Gunnel

Combing • Large Rear Corner Caps for Downrigger Mounting • Full Length Rod Storage Trays

Additional Twin Console Standards: Tinted Glass Walk-Through Windshield • (2) High Back Swivel Seats on Pedestals • Locking Glove Box • Bow & Stern Lights • Bilge Pump • Splash Well

See your nearest dealer for the full list of options to fill your needs.

Colors

Exterior: White Cloud with Blue or Burgundy Decals & Stripes
Interior: Gray Stone Zolatone

Model	16' Riverboat	18' Riverboat
Length	15'11"	18'
Beam	74"	82"
Depth	28"	31"
H.P.	80/115J	140/200J
Tiller Weight	570	750
Transom Width	78"	86"
Maximum Capacity	1300	1450
Bottom Gauge	.100	.125
Side Gauge	.100	.100
Bottom Width	54½"	60½"



18' Whitewater Riverboat



17' & 19'

PRO-V ALASKANS

Smoker-Craft West
Made in Oregon



19' Pro-V Alaskan

17' Pro-V Alaskan

The unique hull of Pro-V cuts the water like a knife, while you cruise with comfort and convenience. Two high back swivel seats, tinted walk-through windshield, and full instrumentation are standard. Powered by prop, outboard jet pump, or inboard motors. Test drive the dynamic Pro-V and discover a new dimension in boating.

17' & 19' Pro-V Alaskan Standards: Twin Console • Tinted Glass Walk-Through Windshield • Full Instrumentation Driver Console • Full Locking Compartment on Passenger Console • Raised Front Casting Platform with Watertight Access Hatch to Dry Storage • Bow Rails • Bow & Stern Lights • Bilge

Pump • (2) High Back Swivel Seats on Pedestal (Drivers Seat Adjustable) • High Grade Marine Vinyl Floor • Built-In Fish Box • (2) Bow Cleats • (2) Stern Cleats • High Grade Marine Carpet on Side Panels • (2) Full Length Rod Storage Trays

See your nearest dealer for the complete list of options that include: Sun Tops to Full Camper Enclosures • Windshield Wipers • Laydown Seats • Much, Much More


Colors

Exterior: White Cloud with Blue or Burgundy Decals & Stripes
Interior: Gray Stone Zolatone

Model	17' Pro-V	19' Pro-V
Length	1/0 17' O/B 173"	1/0 19' O/B 194"
Beam	87"	87"
Bottom Width	68½"	68½"
Depth	32"	32"
Weight	1/0 2050 O/B 1300	1/0 2330 O/B 1500
Transom Width	84½"	84½"
Bottom Gauge	.190 (3/16)	.190 (3/16)
Side Gauge	.125 (1/8)	.125 (1/8)
Gas Tank	29 Gal.	1/0 50 Gal. O/B 29 Gal.
Maximum Capacity	1450	1800
Maximum H.P.	1/0 V-6 205 O/B 200	1/0 V-8 215 O/B 200



DRIFT BOATS *Smoker-Craft West* Made in Oregon



Innovation, not imitation. That's what gives Smoker-Craft Drift Boats such exceptional strength and handling. The all-welded construction makes the Smoker Drifter the strongest drift boat on the water today. Its handling will please even the most seasoned guide or the weekend drifter. Options available to fit any fisherman's needs.

Standards: All Welded Interlocking Construction • Upper Front Deck • Lower Front Storage Shelf • Foot Brace • Large Adjustable Front Seat Compartment (Lockable) • Adjustable Guides Rowing Seat • Welded Oarlock Blocks with Nylon Bushings • (2) Magnesium Bronze Oarlocks • High Grade Marine Vinyl Floor • Drain Plug • Large Side Tackle Trays • Welded Inner Gunnel Rail (not Standard on Economy Models)

Options: See your nearest Smoker-Craft dealer for a complete list of options that include: Lockable Front Storage to Removable Rear Compartments, From Lockable Side Tackle Boxes to Anchor Releases

Colors

Exterior: White Cloud with Choice of Blue, Brown, Red, or Silver Gray/Black Stripes & Decals
Interior: Gray Stone Zolatone*

*Custom colors upon request at additional cost.

Model	14 x 48 Economy	16 x 48	16 x 54	17 x 54	16 x 48 Economy
Length	13'11¼"	14'11"	14'11"	15'11"	14'11"
Beam	68"	75"	78"	80"	75"
Depth	24½"	25½"	25½"	27"	25½"
H.P.	7.5	7.5	7.5	7.5	7.5
Weight	210	275	295	310	245
Maximum Capacity	900	1050	1050	1300	1050
Bottom Width	48"	48"	54"	54"	48"
Side Gauge	.080	.100	.100	.100	.080
Bottom Gauge	.100	.125	.125	.125	.100



Optional Seats



Optional Interior



Option




Optional Side Tackle Boxes



MERCURY
OUTBOARDS

DRIFT BOATS *Smoker-Craft West* Made in Oregon



Innovation, not imitation. That's what gives Smoker-Craft Drift Boats such exceptional strength and handling. The all-welded construction makes the Smoker Drifter the strongest drift boat on the water today. Its handling will please even the most seasoned guide or the weekend drifter. Options available to fit any fisherman's needs.

Standards: All Welded Interlocking Construction • Upper Front Deck • Lower Front Storage Shelf • Foot Brace • Large Adjustable Front Seat Compartment (Lockable) • Adjustable Guides Rowing Seat • Welded Oarlock Blocks with Nylon Bushings • (2) Magnesium Bronze Oarlocks • High Grade Marine Vinyl Floor • Drain Plug • Large Side Tackle Trays • Welded Inner Gunnel Rail (not Standard on Economy Models)

Options: See your nearest Smoker-Craft dealer for a complete list of options that include: Lockable Front Storage to Removable Rear Compartments, From Lockable Side Tackle Boxes to Anchor Releases

Colors

Exterior: White Cloud with Choice of Blue, Brown, Red, or Silver Gray/Black Stripes & Decals
Interior: Gray Stone Zolatone*

*Custom colors upon request at additional cost.

Model	14 x 48 Economy	16 x 48	16 x 54	17 x 54	16 x 48 Economy
Length	13'11¼"	14'11"	14'11"	15'11"	14'11"
Beam	68"	75"	78"	80"	75"
Depth	24½"	25½"	25½"	27"	25½"
H.P.	7.5	7.5	7.5	7.5	7.5
Weight	210	275	295	310	245
Maximum Capacity	900	1050	1050	1300	1050
Bottom Width	48"	48"	54"	54"	48"
Side Gauge	.080	.100	.100	.100	.080
Bottom Gauge	.100	.125	.125	.125	.100



Optional Seats



Optional Interior



Option



Optional Side Tackle Boxes

**MERCURY
OUTBOARDS**

10 YEAR LIMITED WARRANTY

At Smoker-Craft quality and reliability are built into every boat we make. All of our aluminum boats are backed by a 10-year limited warranty. Pontoons feature the **XL50 50-year floor warranty**. Over the past several years we have experienced tremendous growth. We know this would not have been possible without high quality products and satisfied customers. Keeping you satisfied will always be our highest priority.



Accessories

Smoker-Craft offers a wide range of accessories which add function and versatility. Livewells, windshield accessories, side steering consoles, and swivel seats with arms are fishing boat accessories available separately. Mooring covers, pontoon furniture covers, oars, and paddles are other selections available. Don't forget Smoker-Craft jackets, shirts, and hats to complete your outdoor wardrobe.

Corporate Office:

Smoker-Craft
P.O. Box 65
New Paris, Indiana 46553
(219) 831-2103
Fax #: (219) 831-7003

Smoker-Craft South

P.O. Box 1267
LaGrange, Georgia 30241
(404) 882-1438

Division Office:

Smoker-Craft West
P.O. Box 219
1075 Wilco Road
Stayton, Oregon 97383-0129
(503) 769-2996

Please send inquiries to Smoker-Craft corporate office.

The specifications of any Smoker-Craft boat are subject to change without notice. Information on the Smoker-Craft Warranty is available upon request. Please direct all inquiries to the Smoker-Craft corporate office.

Dealer Imprint

